Симпатично котенце



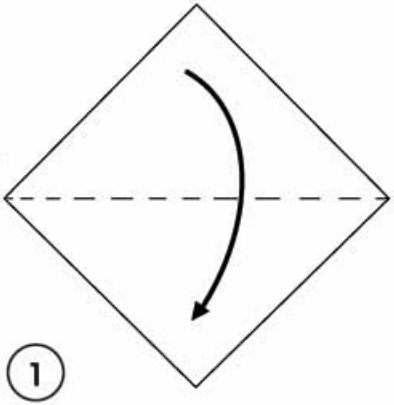

1 Прегънете по пунктираната линия по диагонала.

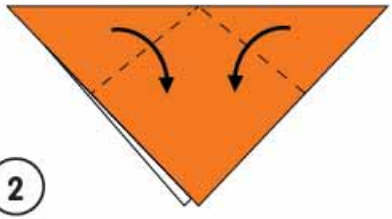

2 Прегънете по пунктираните линии двата върха надолу, така че да се срещнат.

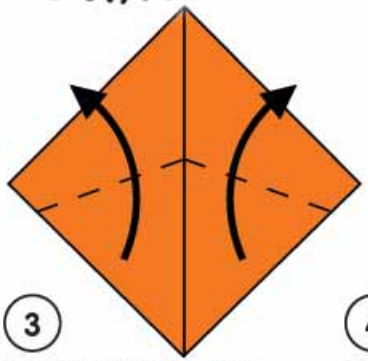

3 Прегънете двата долни върха нагоре по пунктирите.

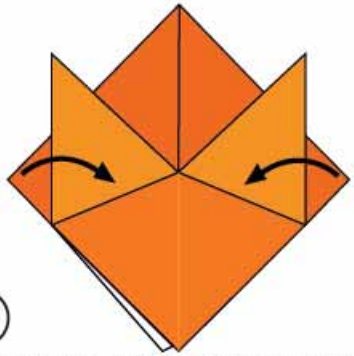

4 Прегънете двете странични триъгълничета напред.

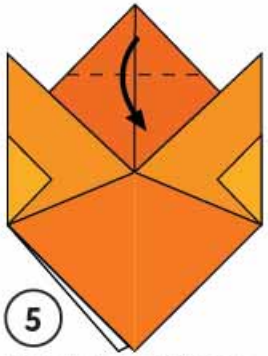

5 Прегънете върха надолу по пунктира.



6 Обърнете.



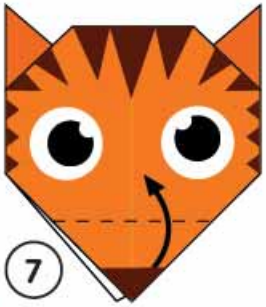

7 Прегънете горния пласт нагоре по пунктира.



8 Прегънете долния пласт назад.



9 Прегънете връхчето надолу по пунктира и вашето симпатично котенце е готово.





Весело личице

